

red kite

IMPORTANT!
KEEP FOR FUTURE REFERENCE.

Read carefully and keep for future reference. Adult assembly required.

Instruction Leaflet


Tree Tops Wooden Activity Arch & Play Mat



Suitable from birth. Complies with: EN 71. Customer Care Line: 01454 326 568.

Parts List

1. Screws x 4
2. Wooden side frames x 4
3. Wooden cross bar x 1
4. Hanging toys x 3
5. Tie on mirror x 1
6. Padded floor mat x 1


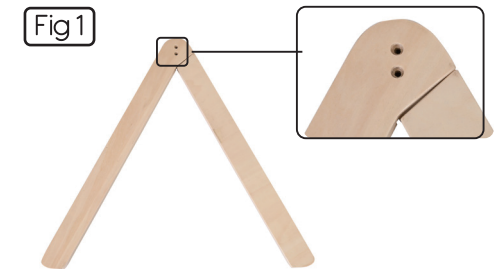


Tools required

Cross head screwdriver. (Not supplied).

Assembly Instructions

1. Overlap two of the wooden side frames to make an upside down "V" shape, making sure that the screw holes line up. (Fig 1)
2. Place the end of the wooden cross bar behind the side frames, lining up the screw holes
3. Screw in two of the screws, through the side frame and into the cross bar. (Fig 2)
4. Repeat steps 1-3 on the other side.
5. Attach the hanging toys by threading the straps through the holes in the cross bar and then securing with the Velcro tab on the end. (Fig 3)
6. Place padded floor mat and tie on mirror to suit.
7. The padded floor mat can be rolled and tied for storage.



Safety Information:

Use only under full adult supervision.
Adult assembly required.

KEEP AWAY FROM FIRE!

Your child's safety is your responsibility.
Never leave child unattended.

Do not add additional strings / straps to the product.

Babies should not be allowed to sleep while lying on this floor mat.

Do not use the floor mat as a blanket.

Not intended for carrying baby.

General Care:

- The wooden frame may be cleaned with a damp cloth. Air dry.
- The toys and floor mat may be hand washed in a mild detergent solution. Do not bleach. Do not iron. Do not tumble dry. Do not dry clean.



Manufactured By: The Red Kite Baby Co Ltd. 35 Lavenham Road,
Beeches Industrial Estate, Yate, Bristol, BS37 5QX. UK.

Authorised Representative: Clever Rep AB, Box 1898, 116 74,
Stockholm, Sweden.

Customer Care Line: 01454 326 568

Made In China