

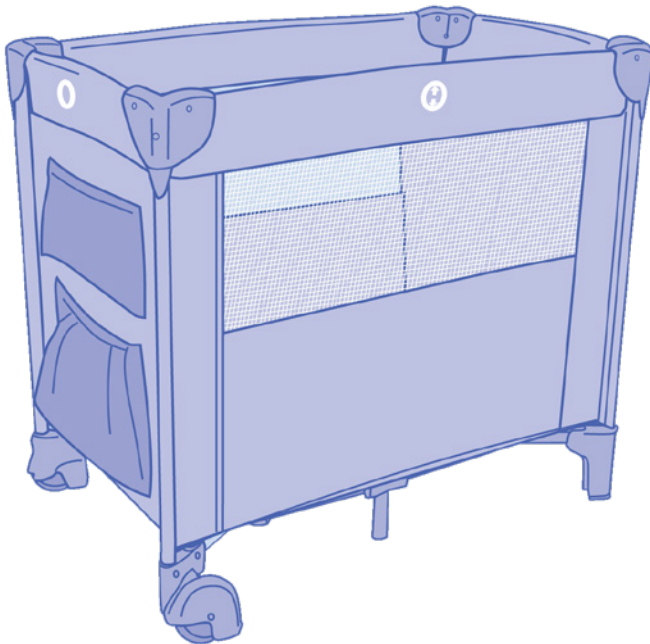
RedKite

IMPORTANT, RETAIN FOR FUTURE
REFERENCE: READ CAREFULLY.

Read these instructions carefully before use and keep them for future reference.
Your child's safety may be affected if you do not follow these instructions.

Instruction Leaflet

Dreamer Bassinette Travel Cot



Suitable for babies from birth up to a maximum of 15kg
in weight and who are unable to climb out.

Bassinette: **WARNING!** Suitable for babies who cannot pull themselves up or sit unaided.
Approx 0 - 4 months.

To assemble the travel cot

1. Undo the Velcro straps to remove the mattress. Fig 1.
2. Make sure the base is in the upright position and then lift each of the side rails upwards until they lock in place. Fig 2.
3. Only when all four top rails are locked, push the base down. Fig 3.
4. Place the mattress inside the cot with the Velcro straps facing downwards. Fig 4.
5. Thread the straps through the slots and secure underneath. Fig 5.

To use the bassinette

6. Zip the liner in to the inside of the cot.
7. Thread the loop and eye of the zip through the split ring (fig 7a) and cover with the Velcro flap. Fig 7b.
8. Using a male and female support rods, insert them in to the base opposite each other and connect together. Fig 8.
9. Place the mattress inside.

WARNING The lowest position for the mattress is the safest. The lowest mattress position should be used when the baby is able to support it's own weight or sit up.

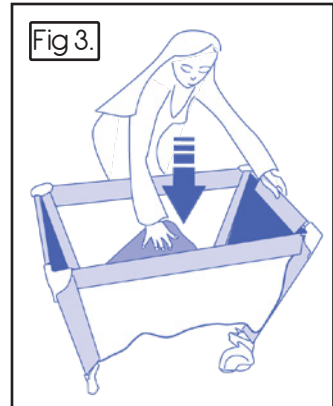
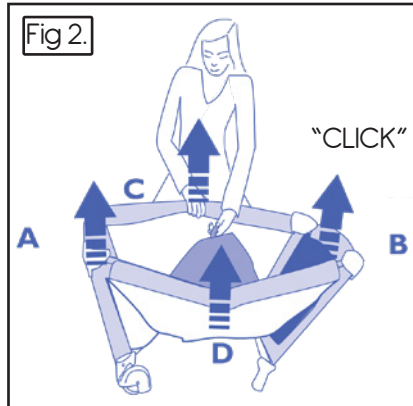
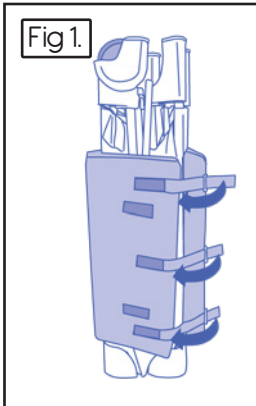
To fold for storage

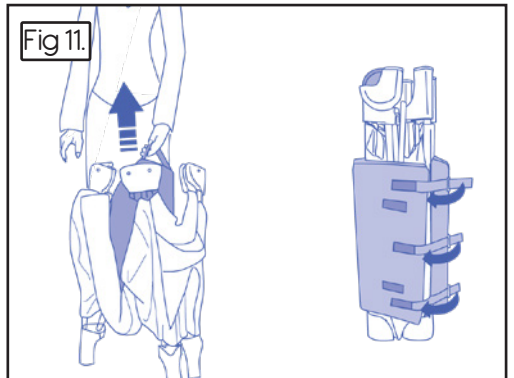
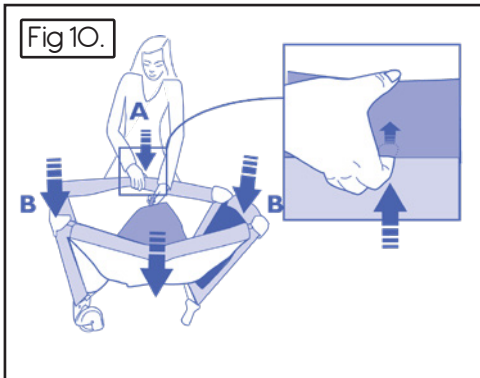
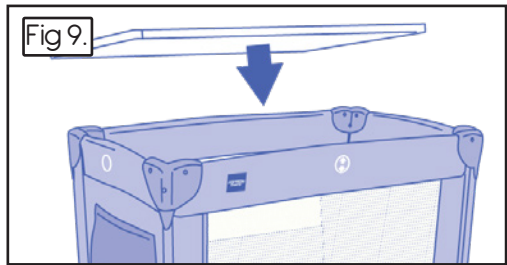
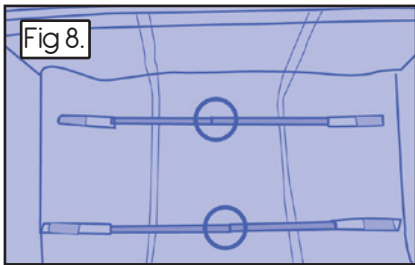
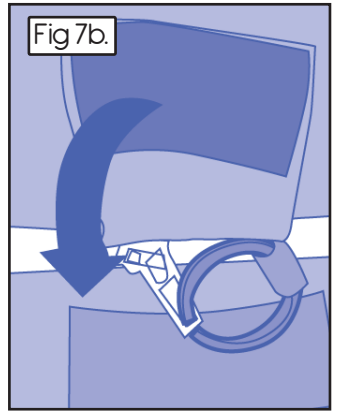
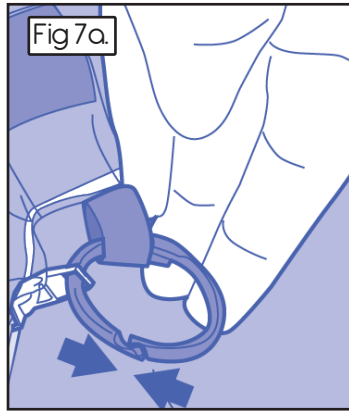
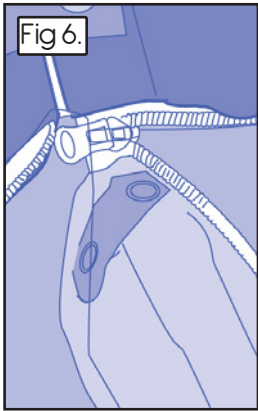
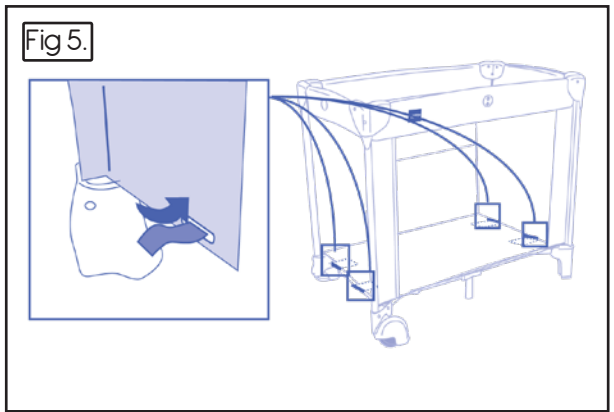
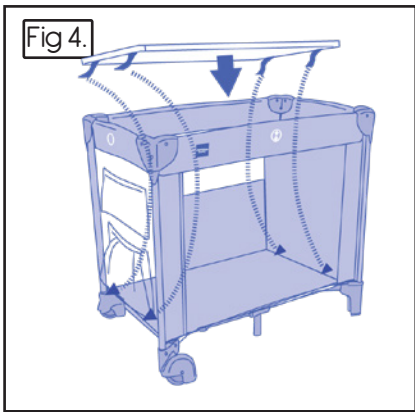
10. Remove the mattress and liner if used. Using the loop in the bottom centre of the cot, lift up as far as possible. Lift the side rails up and squeeze the unlocking button on the bottom of the rail. With the button held in, lower the rail downwards. Repeat for all side rails. Fig 10.
11. Whilst lifting the loop, pull all four corners together and then wrap the mattress around it and secure with the Velcro straps. Fig 11.

TIPS

Make sure you **DO NOT** push the base of the cot down before you lock the side rails.

Make sure you lift the base of the cot to its highest position before attempting to unlock the rails.





General care:

The correct use and maintenance of this travel cot is essential. Do not leave the travel cot in direct sunlight for long periods of time as this will cause the fabrics to fade.

Always store in a dry place.

Cleaning:

Fabric covers, trims and the carry bag may be sponged clean with a mild detergent and warm water. Dry in the open position in a ventilated area and out of direct sunlight. The covering fabric is not removable.

Metal parts can be cleaned with a damp cloth then wiped dry. Clean plastic parts with a mild soap and water solution.

Maintenance:

Regularly inspect for loose, damaged or missing parts. Use the travel cot in accordance with the instructions; failure to do this or misuse may invalidate your warranty and be dangerous for the user.

Bassinette Information:

WARNING! Suitable for babies who cannot pull themselves up or sit unaided. Approx 0 – 4 months. **WARNING** Do not use the bassinette when the child can sit or kneel or pull itself up.

WARNING Remove all parts of the bassinette before using the cot in its lowest position.

The lowest position is the safest and the base should always be used in that position as soon as the baby is old enough to sit up. The bassinette is suitable for babies who cannot pull themselves up or sit unaided.

The travel cot base without the bassinet is the safest option and the child must be placed in this lowest position once it can pull itself up or sit unaided.

Extra Information:

Unlike cots that have rigid sides the Dreamer travel cot has flexible sides. As a result the mattress is specially designed to prevent a suffocation hazard. The mattress has a solid base, a specific length and width and is less than 25mm thick in order to meet the relevant safety standards. Using a thicker or differently sized mattress may allow a child's head to get between the mattress and the side of the travel cot causing suffocation. The mattress size used on this product is 850mm x 540mm x 20mm.

Do not use for a child that is able to climb out, reaches 86 cm in height or weighs more than 15kgs. (Whichever is first).

Intended for use by children under 3 years of age.

Never allow other children to play with the product. The travel cot is designed for baby whilst sleeping not as a restraint device.

Safety warnings:

WARNING: Your child's safety is your responsibility.

WARNING: Only use the mattress sold with this cot, do not add a second mattress on this one, suffocation hazards.

WARNING: Be aware of the risk of open fire and other sources of strong heat, such as electric bar fires, gas fires, etc. in the near vicinity of the cot.

WARNING: Do not use the cot if any part is broken, torn or missing and use only spare parts approved by the manufacturer.

WARNING: Do not leave anything in the cot or place the cot close to another product, which could provide a foothold or present a danger of suffocation or strangulation, e.g. strings, blind/curtain cords, etc.

WARNING: Do not use more than one mattress in the cot.

WARNING Do not use your travel cot without the mattress.

Do not leave a child unattended in this product. Always keep your child in view.

Ensure that the product is correctly assembled before use; with the top bars locked straight, the centre foot firmly on the ground and the mattress in position.

Use only the mattress supplied with this product and ensure it remains in position.

To prevent injury from falls, the travel cot should not be used when a child is able to climb out.

Do not use pillows.

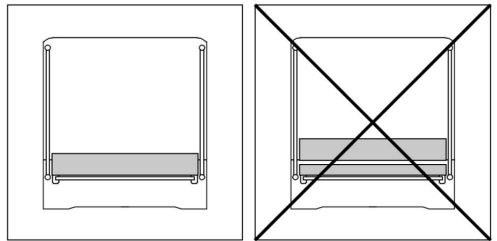
Do not allow a child to lift the sides of the mattress up.

Position the product on a level and stable surface

Keep the product away from trailing cords and flexes.

This travel cot is designed for convenient limited use, it is not designed to replace a cot on a long term basis.

Do not use for more than one child at a time.



Complies with: BS EN 716-1: 2017

Customer Care Line: 01454 326 568

Imported by:

The Red Kite Baby Co Ltd, 35 Lovenham Road,
Beeches Industrial Estate, Yate, Bristol, BS37 5QX. UK.