

red kite

IMPORTANT KEEP FOR FUTURE REFERENCE!

Safety Information

Suitable for babies from birth to 4 years old.

WARNING – Keep out of children’s reach when not in use.

WARNING – Be aware of the danger when using reins near automatic doors, escalators etc.

WARNING – Remove any detachable reins when the harness is attached to a child use and care article.

WARNING – Do not use this harness in motorised and power driven vehicles.

WARNING – Do not use this harness to restrain a child in a cot or a bed.

WARNING – Ensure that the harness attachment devices are compatible with the child use and care article.

Always ensure that the harness is correctly fitted following the instructions and that the anchor straps are only fitted to attachment points that are designed to accept their correct fitting.

Adjust the anchor straps to minimise free play and prevent your child from over balancing, standing up, or falling out of the pram, pushchair, highchair or carry cot.

Do not attach additional other anchor straps to this harness and reins as it may make it unsafe.





Check all straps regularly and do not use if any sign of damage or wear and tear is present.

A correctly fitted harness is no substitute for your personal supervision.

Never leave your child unattended under any circumstances.

Please call our Customer Care Line on 01454 326 568 if you require further information on safe usage.

Dispose of all packaging carefully


Machine washable    

Imported by The Red Kite Baby Co Ltd.

35 Lavenham Road, Beeches Industrial Estate, Yate, Bristol, BS37 5QX. UK.

Complies with BS EN 13210 : 2004 Customer Care Line: 01454 326 568

Made In China



Parts List

- 1 Shoulder straps
- 2 Main security clasp
- 3 Adjustment sliders
- 4 Waist belt
- 5 Anchor strap (x2)
- 6 Walking rein
- 7 Rein and childcare article attachment points

To use as a walking harness

1. Fit harness with main security clasp at the back of baby.
2. Slide baby's arm through shoulder straps.
3. Wrap waist straps around baby's tummy then fasten main security clasp at the back.
4. Attach the walking rein to the buckles on the sides of the waist belt.

To attach the harness to a childcare article

1. Attach the anchor straps to your child's pram, pushchair or highchair attachment points (D rings) by first passing the buckle through the D rings and then back through its own loop on the end of the anchor strap.
2. Use the slider to adjust the anchor strap to the correct length so your baby is sat safely in the childcare article.
3. If D rings are not available, wrap the anchor strap around part of the frame of the childcare article and attach as above.
4. Place your child into the child care item and attach the anchor straps to the attachment points on the harness.

